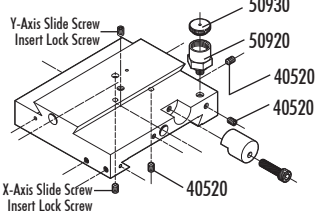
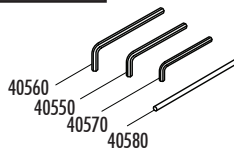


Mill Saddle Oiler Detail



Saddle Nut Assembly

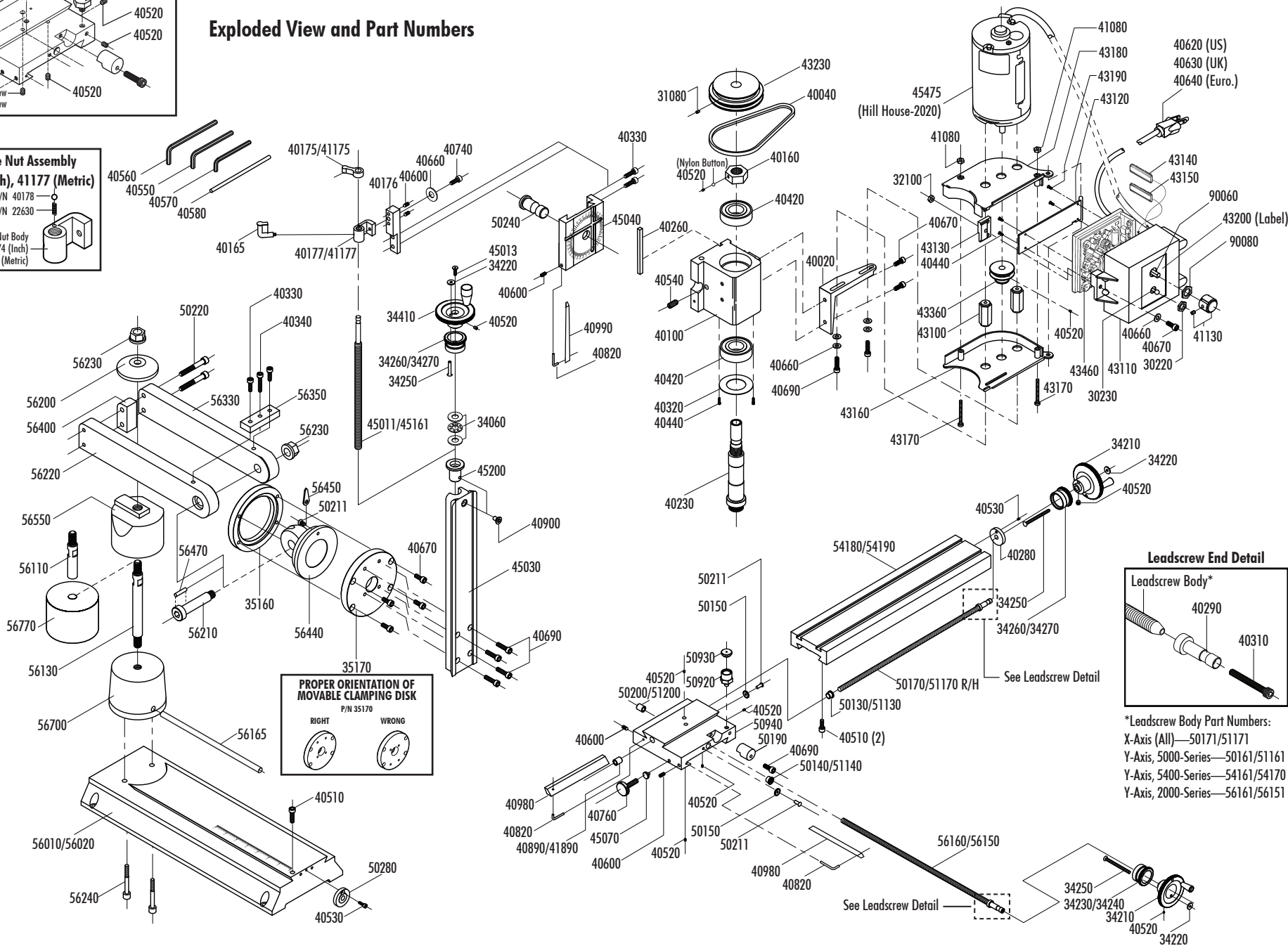
40177 (Inch), 41177 (Metric)
 1/8" Ball, P/N 40178
 Spring, P/N 22630
 Saddle Nut Body
 P/N 40174 (Inch)
 P/N 41174 (Metric)



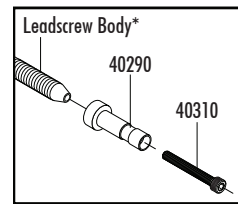
Sherline Manual Model 2000/2010 Vertical Milling Machine

NOTE: Where different, Inch part number is given first, followed by Metric part number.

Exploded View and Part Numbers



Leadscrew End Detail



*Leadscrew Body Part Numbers:
 X-Axis (All)—50171/51171
 Y-Axis, 5000-Series—50161/51161
 Y-Axis, 5400-Series—54161/54170
 Y-Axis, 2000-Series—56161/56151

