


Compact Workshop 10—Closet Shop with Big Capabilities/Phil Bee






A lot of tools can fit in a small space if you keep it organized.

Phil Bee has jammed a lot of capability into a small area with his shop. This whole shop fits in a six-foot closet. He has also made some modifications to his machines to increase the size of part and tool that can be held in the lathe and mill. Larger chucks, riser blocks, big vises—all look like they belong on larger tools, but he has managed to get everything to work. Phil demonstrates once again that with Sherline tools you need not blame space issues for not being able to do good work. He shows you can fit a lot of capability into a very small area. The worktop sits atop an old sewing machine cabinet with plenty of drawers and just about every square inch of space has been thoughtfully devoted to either storage or work space. He says the Vicmark chuck and ER32 collets have increased the size of parts he can work on while still maintaining a high degree of accuracy.

The following photos of the tiny shop show details of the lathe and mill in use. The lathe is set up with riser blocks left in place and is fitted with a power feed. Both the lathe and mill are equipped with digital readout handwheels, and the common readout box is mounted to the back wall of the workbench.



Continued, Page 2



Here is Phill's Vicmarc chuck with an adapter to fit Sherline's 3/4-16 spindle thread. On the back of the chuck is an indexing plate with 24 holes.